

School	NAT	Cohort	Nat Y1
84.4%	80.5%	94.3%	93.3%

Beckstone Primary (9423662)

Year 1 Pupils

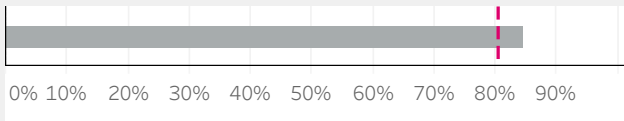
School Attainment

FFT Nat. 2023

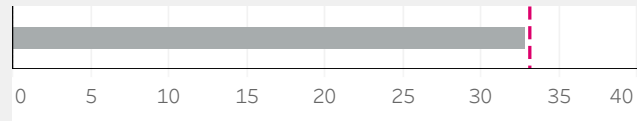
Diff

Pupils	45	% Expected standard	84.4%	80.5%	+3.9%
Pupils with assessments	44	Average Score	32.8	33.2	-0.4

% Expected standard



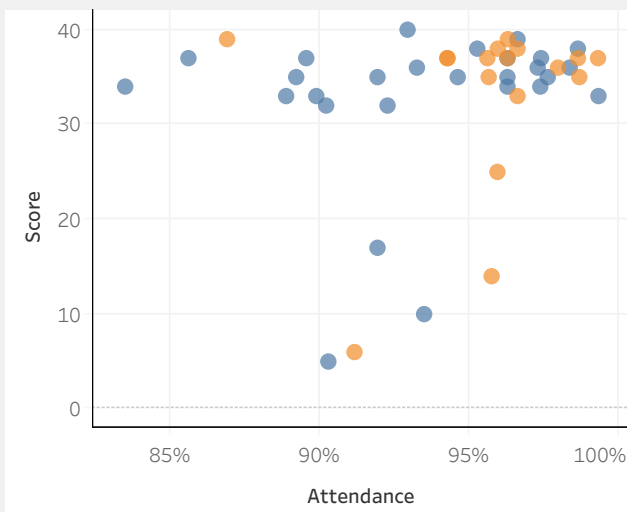
Average score



	Pupils	Expected Standard	Y1 National	Nat. Diff	Average Score	Y1 National	Nat. Diff	Attendance
All Pupils	45	84.4%	80.5%	+3.9%	32.8	33.2	-0.4	94.3%
Female	17	82.4%	83.8%	-1.4%	32.9	34.0	-1.0	95.7%
Male	28	85.7%	77.4%	+8.3%	32.7	32.4	+0.3	93.5%
EHCP	1	100.0%	27.3%	+72.7%	37.0	19.5	+17.5	97.4%
Support	6	50.0%	48.8%	+1.2%	24.2	24.6	-0.4	92.2%
Not SEND	38	89.5%	86.8%	+2.7%	33.8	34.7	-0.9	94.6%
FSM6	6	66.7%	69.4%	-2.7%	28.0	30.1	-2.1	94.4%
Not FSM6	39	87.2%	84.1%	+3.0%	33.6	34.2	-0.6	94.3%
Autumn	18	88.9%	85.5%	+3.4%	33.7	34.5	-0.7	94.6%
Spring	13	76.9%	80.7%	-3.7%	31.2	33.2	-2.1	93.2%
Summer	14	85.7%	75.5%	+10.2%	33.2	31.9	+1.3	95.0%

Phonics score vs. Attendance

Female (orange) | Male (blue)



Phonics score vs. Dob

Female (orange) | Male (blue)

